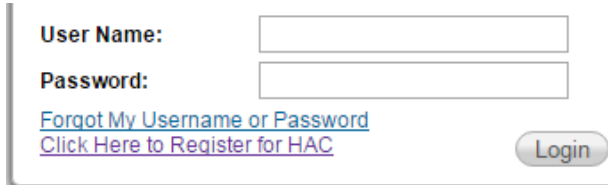


# Signing In to Home Access Center

A link to the "Home Access Center" can be found on the homepage of the district website at [www.wego33.org](http://www.wego33.org), or under the "For Parents" tab. You can also visit <http://wcghomeaccess.spihost.com/> to sign in.

Enter User Name and Password. Click Login button.



The login form contains the following elements:

- User Name:** A text input field.
- Password:** A text input field.
- [Forgot My Username or Password](#): A blue hyperlink.
- [Click Here to Register for HAC](#): A blue hyperlink.
- Login**: A rounded rectangular button.

2. Create a security question and provide answer. Click Finish button.



The registration form is titled "Home Access Center User Registration" and includes the following sections:

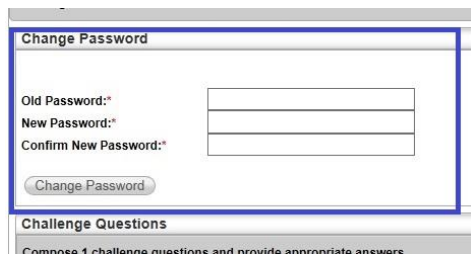
- Header:** "Home Access Center User Registration" and a sub-header: "Please enter the username you wish to use when logging in to Home Access Center. An email will be sent to the email address the district has on record for you with further instruction on creating your new Home Access Password."
- Username:** A text input field.
- Instructions:** "Compose 2 challenge questions and provide appropriate answers"
- Questions Table:**

Questions	Answers
Mom's maiden name	<input type="text"/>
Street I grew up on	<input type="text"/>
- Finish:** A rounded rectangular button at the bottom center.

To change your password, log into Home Access Center



Click on your name in the upper right hand corner of the screen, then click on My Account

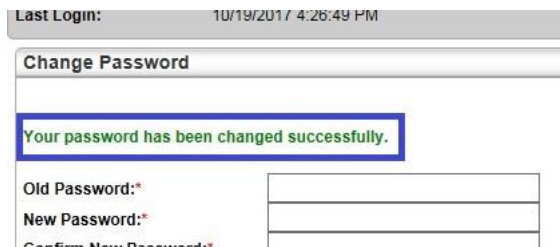


The "Change Password" form includes the following fields and buttons:

- Old Password:\*** A text input field.
- New Password:\*** A text input field.
- Confirm New Password:\*** A text input field.
- Change Password**: A rounded rectangular button.
- Challenge Questions**: A sub-section header with the instruction "Compose 1 challenge questions and provide appropriate answers".

Type in your old password. Then type your New Password twice.

You will get a message that your password has been changed successfully.



A screenshot of the "Change Password" form after a successful password change. It features a green message box with the text "Your password has been changed successfully." and the following input fields:

- Last Login:** 10/19/2017 4:26:49 PM
- Change Password** header
- Old Password:\*** A text input field.
- New Password:\*** A text input field.
- Confirm New Password:\*** A text input field.